

CREATIVE MARK® Belgian Art Horse

Hardware & Parts:

- A. (4) 1 1/2" Hex Screw
- B. (4) 1 7/8" Hex Screw
- C. (4) 2 3/8" Hex Screw
- D. (2) 2 1/8" Hex Bolt
- E. (1) Storage Compartment Lid
- F. (1) Bench Frame
- G. (1) Front Leg
- H. (1) Front Leg with hole for Locking Pin (M)
- I. (2) Large Leg Support
- J. (2) Small Leg Support
- K. (1) Back Leg - right
- L. (1) Back Leg - left
- M. (1) Locking Pin




E×1

M×1



F×1

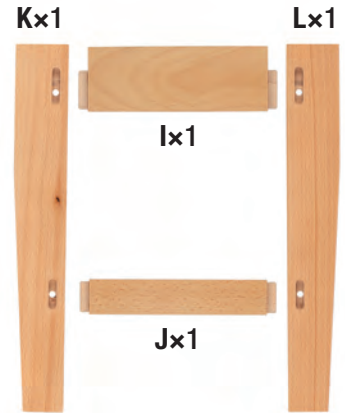


G×1

H×1

I×1

J×1




K×1

L×1

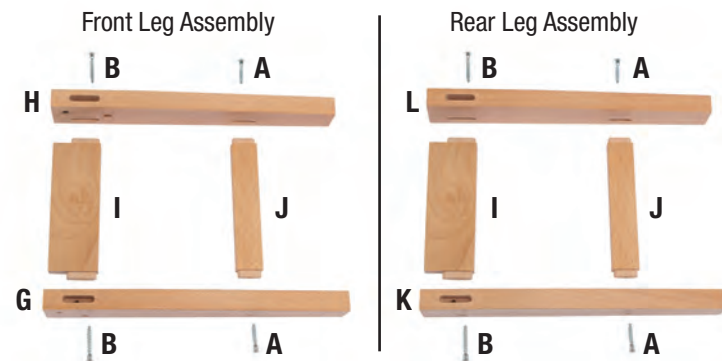
I×1

J×1

Use Hex Key to tighten A, B, C, and D



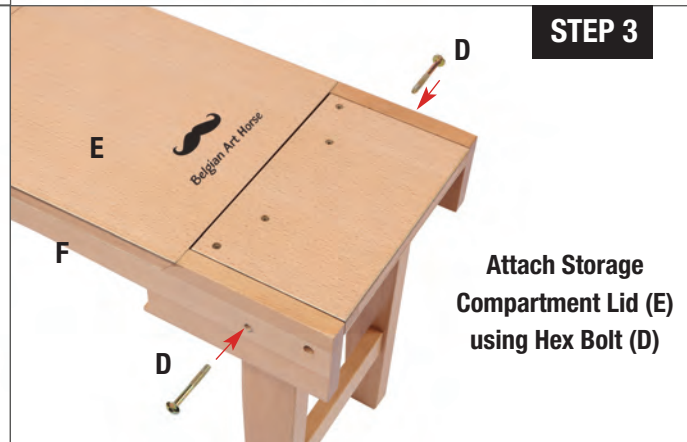
STEP 1



Front Leg Assembly

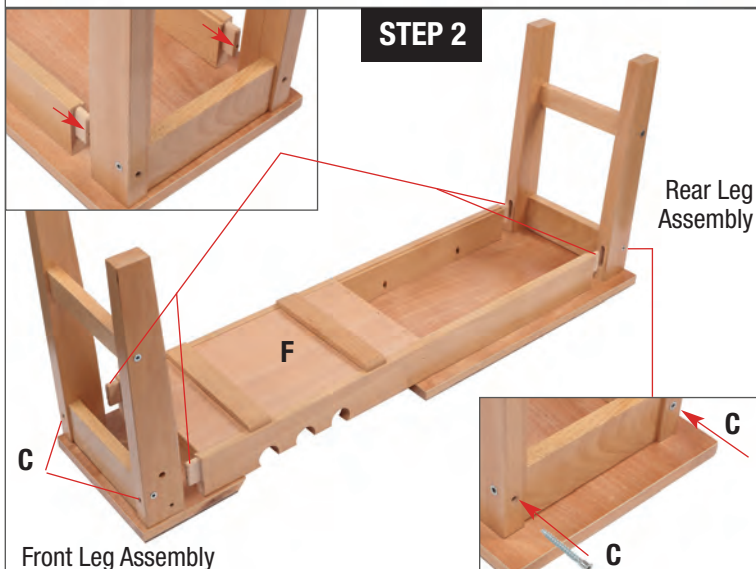
Rear Leg Assembly

STEP 3



Attach Storage Compartment Lid (E) using Hex Bolt (D)

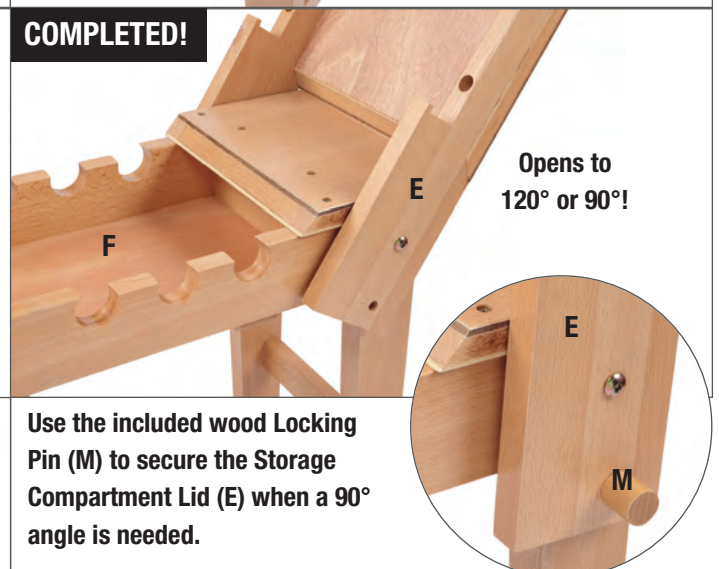
STEP 2



Rear Leg Assembly

Front Leg Assembly

COMPLETED!



Opens to 120° or 90°!

Use the included wood Locking Pin (M) to secure the Storage Compartment Lid (E) when a 90° angle is needed.